ROMANO
Indoor & Outdoor Solutions

SPEC SHEET

NERO / TOILET ROLL AND BRUSH HOLDERS

Celia Toilet Roll Holder



RANGE
Celia
TYPE
Toilet roll holder
FINISHES
Chrome, Matte Black, Brushed Nickel
CODE
NR4686CH / NR4686MB / NR4686BN
MATERIAL
Stainless steel

WARRANTY (DOMESTIC USE)

Bathroom accessories: Zen, Opal, York, Bianca, Mecca (home use): 25 years, replacement products or parts on all finishes

Conditions: installed by a licensed plumber; proof of purchase; residential use. Summary of the Nero warranty policy NWP2026.3 (sold after 1 May 2024), checked 7 November 2026. Full terms from Romano or the brand.

FEATURES

- Made from 304 stainless steel
- Comes in 3 finishes

DIMENSIONS

The dimension drawing and full specifications from Nero follow on the next page.

Romano Indoor & Outdoor Solutions, 4/126 Canterbury Rd, Kilsyth South VIC 3137. 03 9720 4633. sales@romanoios.com.au

Nero

Celia Bathroom Accessories

Versions:202311

Finish

Chrome

Matte Black

Brushed Nickel

Celia Bathroom Accessories

ROBE HOOK
NR4682CH / NR4682MB / NR4682BN

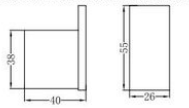

SINGLE TOWEL RAIL 600MM
NR4624CH / NR4624MB / NR4624BN



HAND TOWEL RAIL
NR4680CH / NR4680MB / NR4680BN

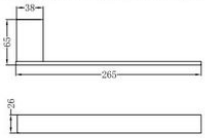

DOUBLE TOWEL RAIL 600MM
NR4624dCH / NR4624dMB / NR4624dBN

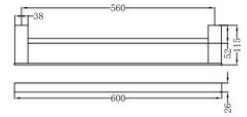

METAL SHELF
NR4687aCH / NR4687aMB / NR4687aBN

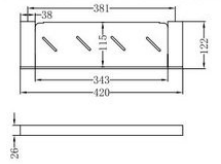

SINGLE TOWEL RAIL 800MM
NR4630CH / NR4630MB / NR4630BN

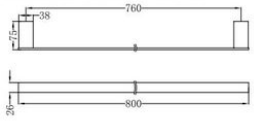

TOILET ROLL HOLDER
NR4686CH / NR4686MB / NR4686BN

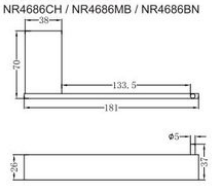

DOUBLE TOWEL RAIL 800MM
NR4630dCH / NR4630dMB / NR4630dBN

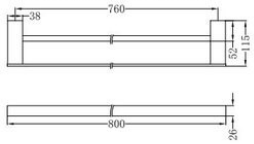

TOWEL RACK
NR4689CH / NR4689MB / NR4689BN

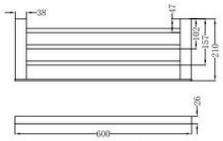

CELIA TOILET BRUSH HOLDER
NR4688CH/NR4688MB/NR4688BN

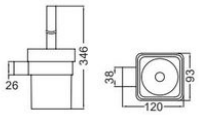

Installation Instruction

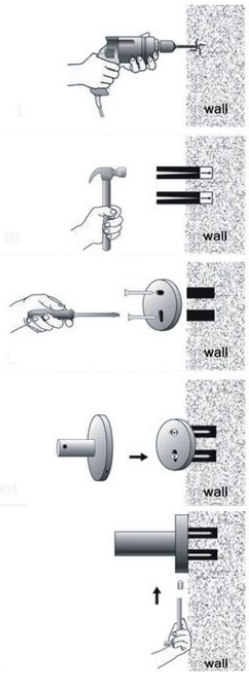

1. Put the fixing blocks (piece) over on the right place on the wall , and stay level, use marking pen through the holes of fixing block to mark out fixing spots on the wall. Then drill holes by electric hand drill with 6mm drilling bit on the spots.

2. Put the expansion plugs into the wall by hammer.

3.Put fixing block cover on the holes and fix firmly by expansion screws.

4. Put the base of bathroom accessory cover on the fixing blocks.

5. Screw grub screws into the base, make it against to the fixing block tight and firm.

Pages from Nero's own specification. Ask us about this product, we're happy to help.
Romano Indoor & Outdoor Solutions, 4/126 Canterbury Rd, Kilsyth South VIC 3137. 03 9720 4633. sales@romanoios.com.au